

5

qu Qu

1   Look, listen and repeat.



2   Listen and chant.

qu, qu, quick

qu, qu, queen

qu, qu, quiet

qu, qu, quack

qu, qu, question

🔍 abcdefghijklmnopqrstuvwxyz

3 Find and circle qu. Say.

1




queen

2




question

3



quack

4 Trace and copy.



Lesson 1


5  Listen and repeat. Follow and write.

1



1
2 quiet
3
4

2



1
2 quick
3
4

3



1
2 queen
3
4

6  **Let's blend!** Listen and repeat. Trace and say.

1



quack

1
2 quack
3
4

qu / a / ck

2



quick

1
2 quick
3
4

qu / i / ck

Lesson 1

5

7  Look, listen and repeat.



8  Trace and write. Then listen, match and say.

1

I am a rabbit!

2


I am a tiger!

3

I am a monkey!

4

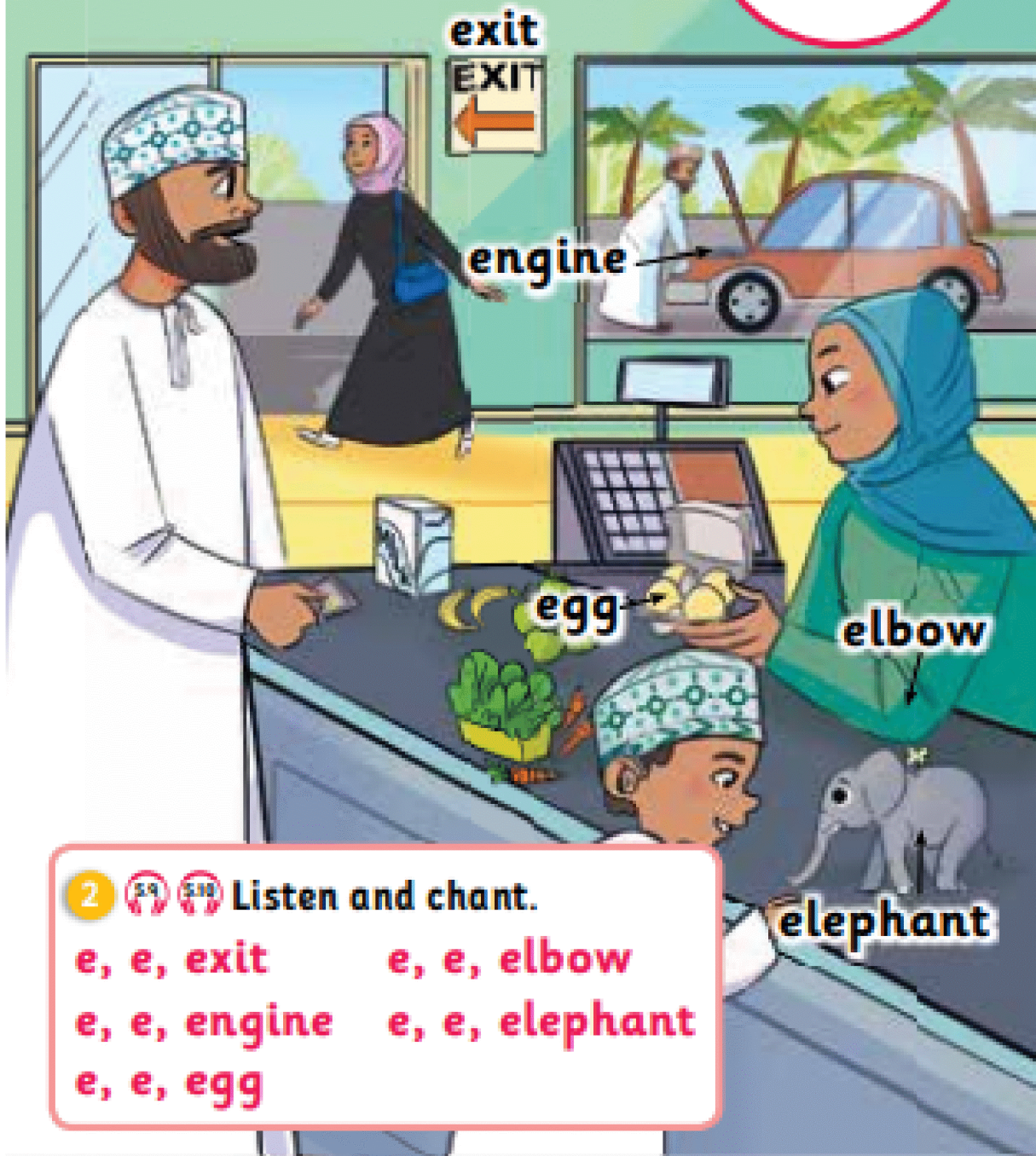
I am a lion!



Lesson 2



1  Look, listen and repeat.

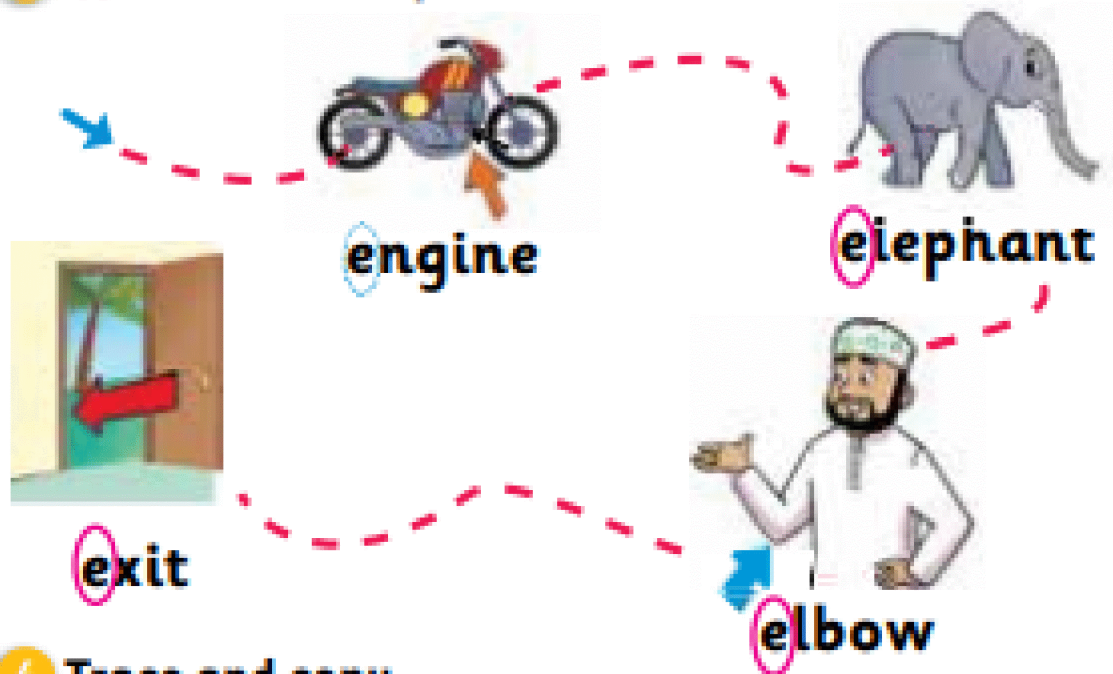


2   Listen and chant.

e, e, exit e, e, elbow
e, e, engine e, e, elephant
e, e, egg

12 abcd  e fghijklmnopqrstuvwxyz


3  Listen and repeat. Follow and circle e.




engine elephant

exit elbow

4 Trace and copy.

1
2  e e
3
4

1
2
3
4

1  E E
2
3
4

1
2
3
4

Lesson 2

5 Look, write and say.

Diagram for exercise 5:

- Central letter: **e**
- Word 1: **egg** (with stroke order 1, 2, 3) and image of an egg.
- Word 2: **exit** (with stroke order 1, 2, 3) and image of a door with a red arrow pointing out.
- Word 3: **elbow** (with stroke order 1, 2, 3) and image of a man's arm.

6  **Let's blend!** Listen, follow and say. Trace and write.

Diagram for exercise 6:

- Central letter: **e**
- Word 1: **red** (with stroke order 1, 2, 3) and image of a red flower.
- Word 2: **net** (with stroke order 1, 2, 3) and image of a fishing net.
- Word 3: **hen** (with stroke order 1, 2, 3) and image of a brown hen.

Lesson 2

5

7  Look, listen and repeat.



It is blue.

It is red.

is

tricky word


8 Write, read and match.

1 It is red.

2 It is pink.

3 It is hot.

4 It is big.



Lesson 3



j J

1  Look, listen and repeat.



jet



jump

jelly

jam

jug

juice

2   Listen and chant.

j, j, jet j, j, jelly
j, j, jump j, j, jug
j, j, jam j, j, juice

16 abcdefghi  jklmnopqrstuvwxyz

3  Listen and repeat. Circle j.

1



jug
e l j

2



jelly
j g a

3



jump
p j e

4







jam
j o i





4 Trace and copy.





Tracing practice lines for the letter 'j'. Each set consists of four horizontal lines (top, middle, bottom, and baseline). The first set shows a lowercase 'j' with a red arrow indicating the stroke direction. The second set shows a lowercase 'j' with a red dot at the top and a dashed line for the stem. The third set shows a lowercase 'j' with a red dot at the top and a dashed line for the stem. The fourth set shows a lowercase 'j' with a red dot at the top and a dashed line for the stem.

Lesson 3





5  Listen and repeat. Follow and write.





1    






2    

3    

6  Let's blend! Listen and repeat. Match and say.

1    jet 

2    jug 

3     jump 

Lesson 3

5

7  Look, listen and repeat.



Look, **he** is hot.



Look, **she** is sad.


he, she
Tricky words

8 Look, trace, write and say.




Look,  is 5.




Look,  is 4.



Look,  is 3.





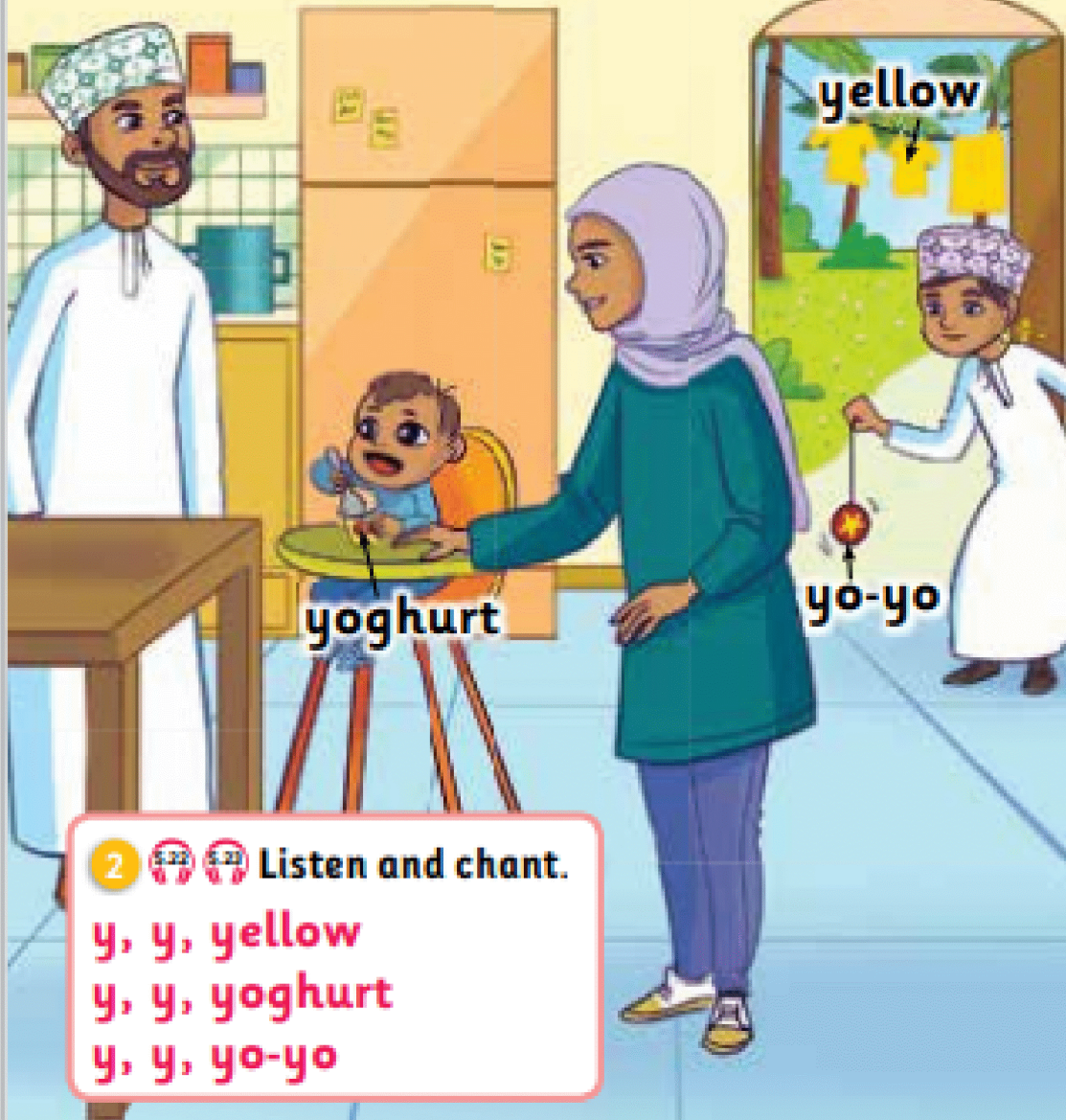
Look,  is 6.



Lesson 4



y Y

1   Look, listen and repeat.



2   Listen and chant.
y, y, yellow
y, y, yoghurt
y, y, yo-yo

20 abcdefghijklmnopqrstuvw  z


3  Listen and repeat. Follow and circle y.

1



yellow

2



yoghurt

3



yo-yo

4 Trace and copy.

1
2
3
4
1
2
3
4
1
2
3
4
1
2
3
4

Lesson 4

5  Listen and repeat. Look and write.

1



1
2 yellow
3
4

2



1
2 yoghurt
3
4

3



1
2 yoyo
3
4

6  Let's blend! Listen and repeat. Trace and say.

1



y / e / s

yes

1
2 yes
3
4

2



y / e / ll

yell

1
2 yell
3
4

7  Look, listen and repeat.




you, are
tricky words

You are green.
You are blue.

8  Trace and write. Then listen, match and say.

1
1
2 You are red.
3
4



2
1 You are quick!
2
3
4



3
1 You are six.
2
3
4



4
1 You are pink.
2
3
4





Get them in a net.
Ten in a net!

Graded reader 1

Fig Jam



I sit up in bed.
"Fig jam!" I yell.

Graded reader 1

Put them in a pan.
Ten in a pan.
Get back! It is hot!



Quick! Put a red lid on a pot!
I get a pen.
Fig jam!



It is a chick!
But is it a red hen?
Is it a duck?



Graded reader/2

A Chick

A red hen.

A duck. An egg.



Graded reader/2

Quick! Get a jug.
Get a big pan.



It is a duck!

