

## Presentation

### Sounds and Spelling Book

**6** **wW**

1 🗣️ 👂 👁️ Look, listen and repeat.

wind

window

wave

wool

wet

water

web

2 🗣️ 👂 👁️ Listen and chant.


w, w, wind      w, w, wool  
 w, w, window      w, w, water  
 w, w, wave      w, w, web  
 w, w, wet


32 abcdefghijklmnopqrstuv **w** xyz


Lesson 1

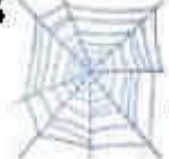
6

3 Listen and repeat. Circle w.

1  water  
s p w f

2  window  
w a p t

3  wool  
b c g w

4  web  
c w d l




4 Trace and copy.

Tracing practice lines for uppercase 'W' and lowercase 'w'. Each row shows a red letter followed by a dashed letter on a four-line grid. There are two rows for uppercase 'W' and two rows for lowercase 'w'.


Lesson 1



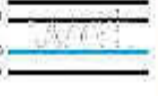
5 Find and circle w. Then match, write and say.




v w y u w m w j n




1  2  3 


wind      wave      wool

6  Let's blend! Look, listen, follow and write.

1   

2   


3   


 Curry four

## Tricky word

Sounds and Spelling Book



Lesson 1



7  Look, listen and repeat.



 **we**  
Tricky word



We jump.  
We are wet.


8 Trace and write, then read and match.

1  are wet. 

2  We hop. 

3  We are sad. 

4  We run. 

 Curry five 35



## Presentation

### Sounds and Spelling Book

Lesson 2

1 Look, listen and repeat.

zz

zigzag

ZOO

zoo

zebra

zip

zero

2 Listen and chant.

z, z, zigzag    z, z, zero

z, z, zoo        z, z, zip

z, z, zebra

56 abcdefghijklmnopqrstuvwxyz

Lesson 2

6

3 Listen and repeat. Circle z. Then match and circle.

1



zebra

2



zero

z s b a z s z c e z

3



zoo

4





zip


4 Trace and copy.

Handwriting practice lines for the letter 'z'. The first line shows a red 'z' with a dashed line for tracing. The second line shows a dashed 'z' for tracing. The third line shows a red 'z' with a dashed line for tracing. The fourth line shows a dashed 'z' for tracing. The fifth line shows a red 'z' with a dashed line for tracing. The sixth line shows a dashed 'z' for tracing.

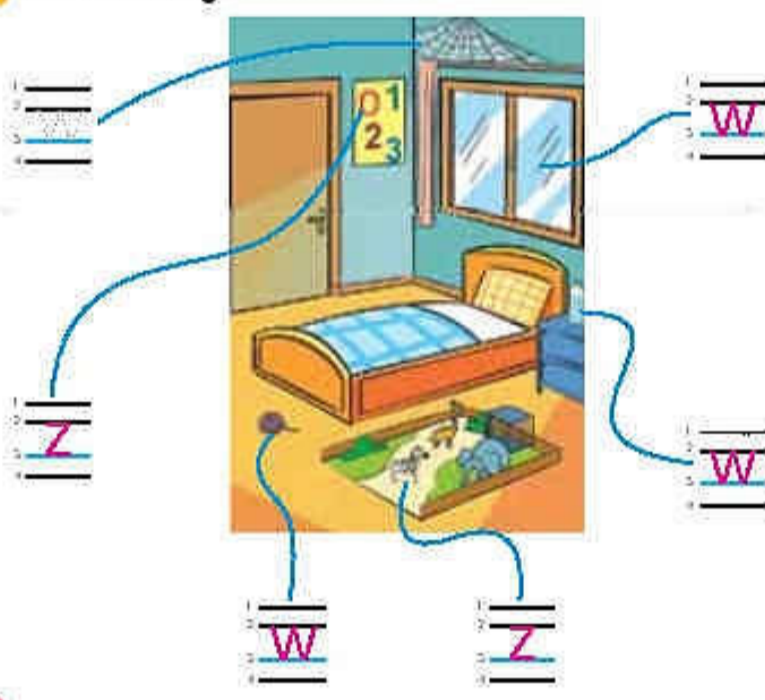
Lesson 2

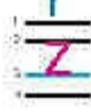
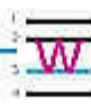
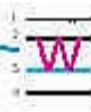

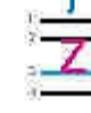
5 **Let's blend!** Look, say and trace.

1  2 



6 Look and say. Write z or w.




    


38 thirty eight

Tricky word

Sounds and Spelling Book


Lesson 2


7  Look, listen and repeat. Match.





**they**  
tricky word

They can hop.  
They can dig.


8  Look, listen and repeat. Order and write.

1  **quack.** **can** **They**



2  **can** **They** **jump.**

**They can jump.**

3  **They** **win.** **can**

**They can win.**

thirty nine 39



Presentation

Sounds and Spelling Book

Lesson 3

1 Look, listen and repeat.

2 Listen and chant.

x, x, box    x, x, wax  
 x, x, six    x, x, fix  
 x, x, fox    x, x, mix

40 abcdefghijklmnopqrstuvw **X** yz

Lesson 3

6

3 Listen and repeat. Follow and circle x.

box

6 six

wax fox

4 Trace and copy.

1  
2  
3  
4

1  
2  
3  
4

1  
2  
3  
4


1  
2  
3  
4



Lesson 3

5 **Let's blend!** Listen, order and write.

1




x m i

1  
2  
3

mix

2




i x f

1  
2  
3

fix

6 Read, trace and match.



1  
2  
3

mix

1  
2  
3

fix

1  
2  
3

six

42 forty two

## Tricky word

Sounds and Spelling Book


Lesson 3

7 **Look, listen and repeat. Colour.**

6

my

tricky word




This is my box.  
My box is red.

8 Read, trace and write. Colour.

1  
2  
3  
4

my box is red



1  
2  
3  
4


My fox is red

43 forty three










## Presentation


## Sounds and Spelling Book

Lesson 4

1  **Let's blend!** Listen and repeat. Choose and write.

**z e w j e x y x qu**

1  ump	2  quack	3  web
4  hen	5  zip	6  yes
7  wax	8  red	9  mix

 Party Hat

Lesson 4

2 Point and say. Then listen and circle.

1 j qu y w      2 z w x e

3 y e x qu      4 y j w z

3 Circle the odd one out. Write the letters.

1

2

45

Lesson 4

4 Let's blend! Listen, order and write. Match.

1 j t e     

2 ck qu i      quick

3 n i w      win

4 f x o      fox

5 z p i      zip

46



## Tricky word

## Sounds and Spelling Book

Lesson 4

6

5  Look, listen and repeat.

This is **your** fox.  
Is this **your** jet?

**your**  
Tricky word

6 Read, trace and write. Look and circle.

1



Is this



cap?



2



Is this



pen?



Tricky seven. 47



Before reading (6 minutes)

Sounds and Spelling Book









This is my web.  
I put a zip in my web.  
I put a jet in my web!




sky tree 53

### Before reading (6 minutes)

#### Sounds and Spelling Book

Graded reader 2

## My Web



This is my web.  
I put a zigzag in this bit.  
I put a zigzag in that bit.

52 sky two

Graded reader 2


This is my web.  
A big moth is in my web!







54 sky four



# Sounds and Spelling Book



I fix my web!  
Zigzag, zigzag!

Key AVE 55